

QUICK START GUIDE



ANDROID VIRTUAL REALITY HEADSET

AVR1 / AVR2




SETUP

1 Assemble Head Strap



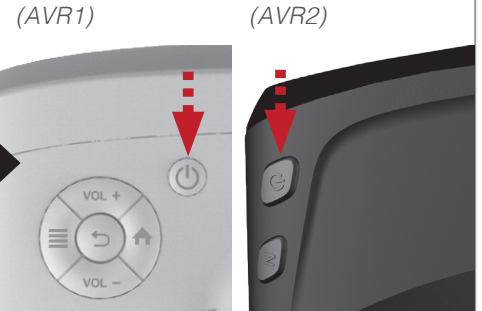
Slip the **hook velcro ends** through the **loops** on the headset.

2 Unbox Accessories



Retrieve the USB charging wire (A) and AC adapter (B).

3 Power On System



Press the **“Power” button** on the headset to start your VR experience. *

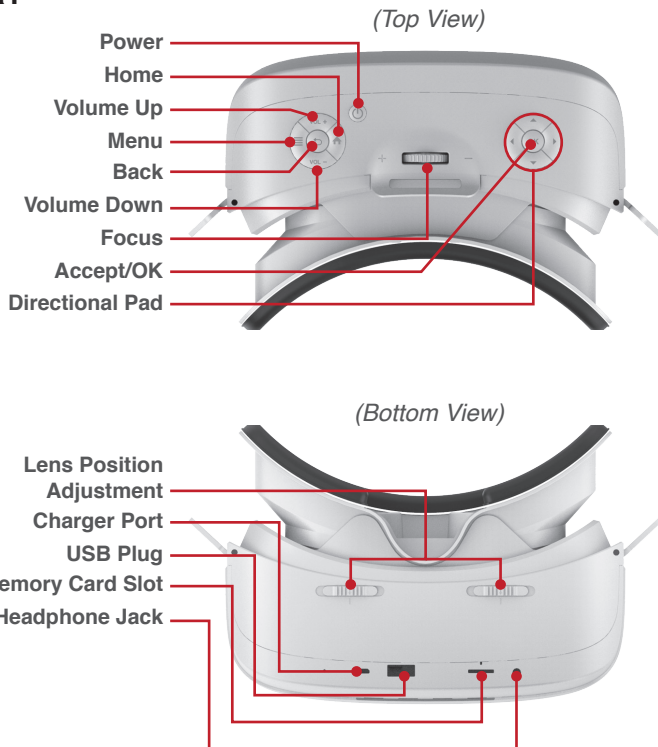
*Turn Off: **press and hold** button.



Download and play VR content via the App Store on the home screen.

FEATURES

AVR1



AVR2

